

United States
SECURITIES AND EXCHANGE COMMISSION
Washington, D.C. 20549

FORM 8-K

CURRENT REPORT
Pursuant to Section 13 or 15(d) of The Securities Exchange Act of 1934

Date of Report (Date of earliest event reported): September 7, 2016

UNION BANKSHARES CORPORATION
(Exact name of registrant as specified in its charter)

Virginia
(State or other jurisdiction
of incorporation)

0-20293
(Commission
File Number)

54-1598552
(I.R.S. Employer
Identification No.)

1051 East Cary Street
Suite 1200
Richmond, Virginia 23219
(Address of principal executive offices, including Zip Code)

Registrant's telephone number, including area code: (804) 633-5031

Check the appropriate box below if the Form 8-K filing is intended to simultaneously satisfy the filing obligation of the registrant under any of the following provisions (see General Instruction A.2. below):

- Written communications pursuant to Rule 425 under the Securities Act (17 CFR 230.425)
- Soliciting material pursuant to Rule 14a-12 under the Exchange Act (17 CFR 240.14a-12)
- Pre-commencement communications pursuant to Rule 14d-2(b) under the Exchange Act (17 CFR 240.14d-2(b))
- Pre-commencement communications pursuant to Rule 13c-4(c) under the Exchange Act (17 CFR 240.13c-4(c))

Item 7.01 Regulation FD Disclosure.

The attached handout contains information that the members of Union Bankshares Corporation (the "Company") management will use during visits with investors, analysts, and other interested parties to assist their understanding of the Company from time to time. Other presentations and related materials will be made available as they are presented during the year. This handout is also available under the Presentations link in the Investor Relations section of the Company's website at <http://investors.bankatunion.com>.

The handout is attached as Exhibit 99.1 to this report and is being furnished, not filed, under Item 7.01 of this Form 8-K.

Item 9.01 Financial Statements and Exhibits.

(d) Exhibits.

<u>Exhibit No.</u>	<u>Description</u>
99.1	Union Bankshares Corporation investor presentation

SIGNATURES

Pursuant to the requirements of the Securities Exchange Act of 1934, the registrant has duly caused this report to be signed on its behalf by the undersigned hereunto duly authorized.

UNION BANKSHARES CORPORATION

Date: September 7, 2016

By: /s/ Robert M. Gorman

Robert M. Gorman
Executive Vice President and
Chief Financial Officer



Investor Presentation

September 2016



Forward-Looking Statement

Certain statements in this report may constitute “forward-looking statements” within the meaning of the Private Securities Litigation Reform Act of 1995. Forward-looking statements are statements that include projections, predictions, expectations, or beliefs about future events or results or otherwise and are not statements of historical fact. Such statements are often characterized by the use of qualified words (and their derivatives) such as “expect,” “believe,” “estimate,” “plan,” “project,” “anticipate,” “intend,” “will,” or words of similar meaning or other statements concerning opinions or judgment of the Company and its management about future events. Although the Company believes that its expectations with respect to forward-looking statements are based upon reasonable assumptions within the bounds of its existing knowledge of its business and operations, there can be no assurance that actual results, performance, or achievements of the Company will not differ materially from any future results, performance, or achievements expressed or implied by such forward-looking statements. Actual future results and trends may differ materially from historical results or those anticipated depending on a variety of factors, including, but not limited to, the effects of and changes in: general economic and bank industry conditions, the interest rate environment, legislative and regulatory requirements, competitive pressures, new products and delivery systems, inflation, changes in the stock and bond markets, accounting standards or interpretations of existing standards, mergers and acquisitions, technology, and consumer spending and savings habits. More information is available on the Company’s website, <http://investors.bankatunion.com> and on the Securities and Exchange Commission’s website, www.sec.gov. The information on the Company’s website is not a part of this presentation. The Company does not intend or assume any obligation to update or revise any forward-looking statements that may be made from time to time by or on behalf of the Company.

Company Overview

- The largest community banking organization headquartered in Virginia
- Holding company formed in 1993 – Banking history goes back more than 100 years
- 7 whole bank and 16 branch acquisitions since 1993
- Assets of \$8.1 Billion
- Comprehensive financial services provider offering
 - Commercial and retail banking through Union Bank & Trust
 - Investment, wealth management and trust services
 - Mortgages primarily through Union Mortgage Group, Inc.



Union's Strengths

- Unique branch network across Virginia, competitive banking products and services and a loyal customer base
- Well positioned for organic growth given commercial activity, household income levels and population growth in its footprint
- Strong balance sheet and solid capital base
- Experienced management team
- Successful acquirer and integrator
- Proven financial performance in both good and bad economic climates

Attractive market demographics support strong organic growth opportunities within our footprint

	Hampton Roads Region	Richmond Region	Northern Virginia Region	Southwest Region	Charlottesville Region	Rappahannock Region	Fredericksburg Region	Northern Neck Region	Total UBSH Regions
Total Households	451,124	391,588	420,049	258,821	220,068	198,251	134,666	26,024	2,100,591
Projected Five-Year Household CAGR	4.3%	5.0%	6.1%	3.2%	4.3%	7.7%	5.9%	2.3%	5.0%
Median Household Income	\$60,104	\$58,675	\$109,705	\$48,136	\$53,791	\$105,080	\$82,502	\$50,185	\$73,178
Total Business	54,355	53,653	51,873	32,260	29,631	25,304	14,983	3,415	265,474
Total Active Market Branches	239	299	358	234	196	193	101	39	1,659
5-Yr Market Deposit CAGR, '09 - '14	2.0%	2.6%	3.5%	2.7%	1.6%	3.8%	2.5%	0.2%	2.7%

Source: SNL Financial – June 2015

Diversity Supports Growth in Virginia

Richmond

- State Capital
- Fortune 500 headquarters (6)
- Finance and insurance
- VCU & VCU Medical Center

Fredericksburg

- Defense and security contractors
- Health care
- Retail
- Real Estate development

Charlottesville

- University of Virginia & Medical College
- High-tech and professional businesses
- Real Estate development

Northern Virginia

- Nation's Capital
- Defense and security contractors
- Associations (lobbyists)
- High tech

Virginia Beach - Norfolk

- Military
- Shipbuilding
- Fortune 500 headquarters (3)
- Tourism

Roanoke - Blacksburg

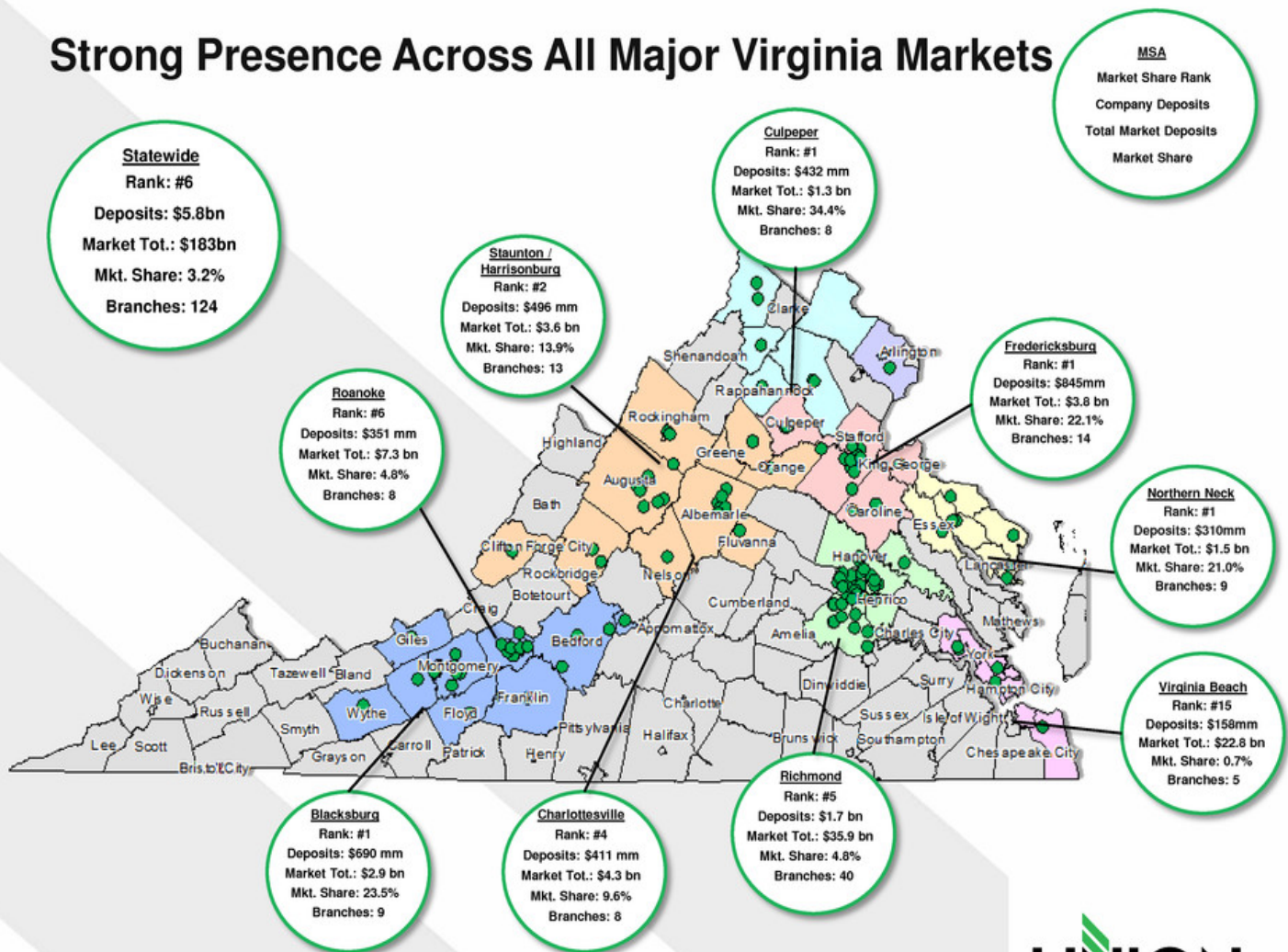
- Virginia Tech
- Health care
- Retail
- Fortune 500 headquarters (1)

Union Bank & Trust

- 120 branches
 - Consolidated 3 in-store branches in Winchester into a new stand-alone branch in April. Closed 2 other branches in second quarter.
 - Will close 5 in-store branches in September
- Only Virginia based bank with a statewide footprint
- 1,251 FTEs
- 58 Commercial Lenders
- \$5.9 Billion Loans
- \$6.1 Billion Deposits
- 176,000+ Core Consumer Households



Strong Presence Across All Major Virginia Markets



Source: SNL Financial; Deposit data as of 6/30/2015

Largest Community Bank in Virginia

Deposit Market Share – Virginia

Rank	Institution (ST)	Number of Branches	Deposits in Market (\$mm)	Market Share (%)
1	Wells Fargo & Co. (CA)	290	36,737	20.1
2	Bank of America Corp. (NC)	142	27,609	15.1
3	BB&T Corp. (NC)	358	22,794	12.5
4	SunTrust Banks Inc. (GA)	209	18,786	10.3
5	Capital One Financial Corp. (VA)	80	10,649	5.8
6	Union Bkshs Corp (VA)	124	5,795	3.2
7	TowneBank (VA)	43	5,208	2.8
8	United Bankshares Inc. (WV)	61	4,325	2.4
9	Carter Bank & Trust (VA)	88	3,885	2.1
10	PNC Financial Services Group (PA)	100	3,360	1.8
Totals (1-10)		1,495	139,147	76.0
Totals (1-128)		2,503	183,103	100.0

Source: SNL Financial; Deposit data as of 6/30/2015; Pro forma for recent acquisitions



Union Wealth Management

- Trust, Asset Management, Private Banking, Brokerage and Financial Planning services
- \$2.3B in AUM and AUA, the majority of which is managed assets
- \$2.3 million fiduciary and asset management fees generated in 2Q16
- Organic and Acquisitive growth opportunities
 - Expand services to existing customers utilizing targeted segmentation and marketing strategies
 - Opportunities to serve retail and commercial customers of bank
 - Leveraging bank brand/reputation in wealth management space
 - Target advisors, teams and firms that complement our wealth model and client service culture
 - Closed on Old Dominion Capital Management (\$300 million AUM) acquisition in 2Q

Union Mortgage Group

- 22 offices: 20 in Virginia, 1 each in Maryland and North Carolina
- 105 FTEs – 42 loan officers
- \$140.1 million in 2Q16 (34% refinance)
- \$539,000 net income in 2Q16
 - Up from \$54,000 in 1Q
- Opportunities:
 - Salesforce expansion in growth markets
 - Improved pipeline management and fulfillment allowing for improved leverage

2Q 2016 Highlights

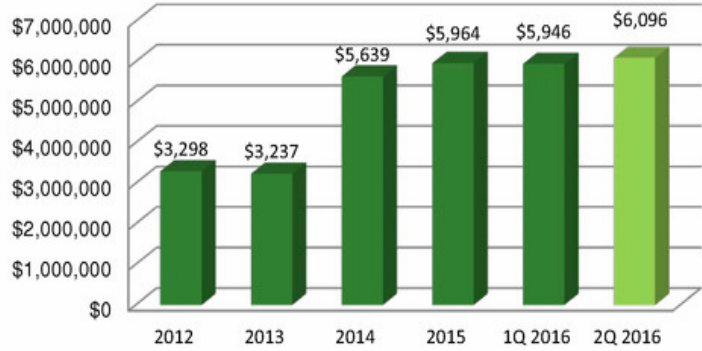
- Net Income was \$19.3 million; earnings per share of \$0.44 – up ~\$4 million or 10 cents from 2Q 2015
- Loan growth was 11.1% annualized in the quarter
- Deposit balances grew 10.1% annualized in the quarter
- Closed on acquisition of Old Dominion Capital Management – registered investment advisory with \$300 million in assets under management
- Opened LPO in Charlotte, North Carolina
- Asset Quality remained strong as combined past due and nonperforming loans declined \$11.9 million, or 24.8% from prior quarter

Balance Sheet Trends

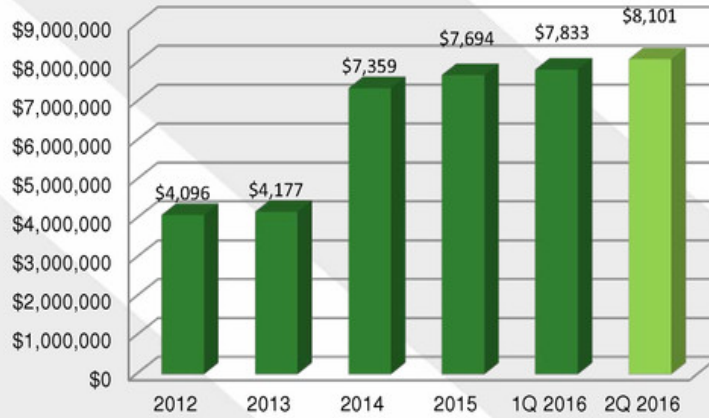
Loans (\$M)



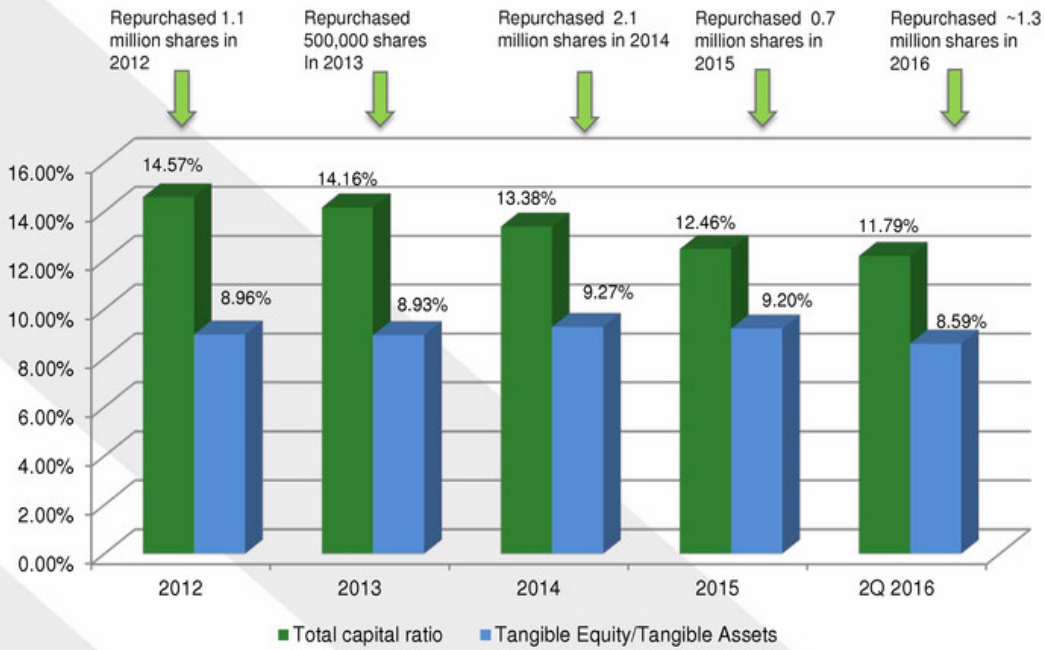
Deposits (\$M)



Assets (\$M)



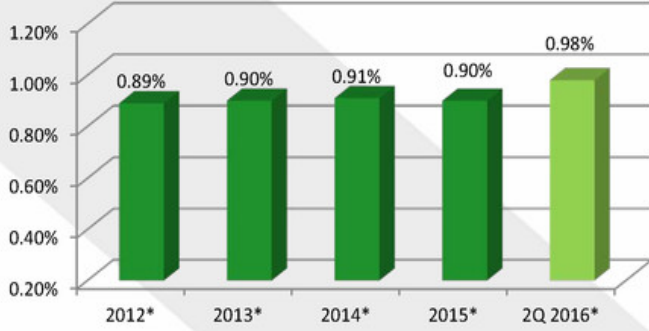
Capital Ratios



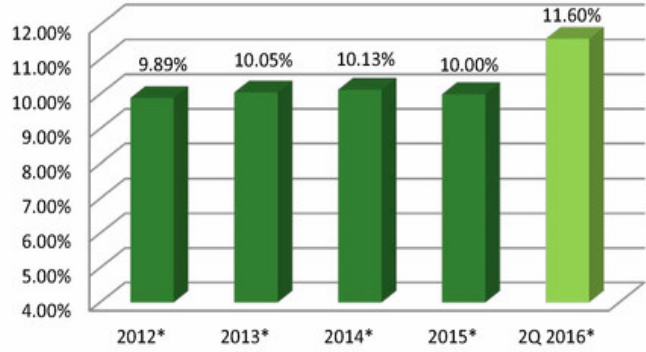
- Since 2011, increased quarterly dividend from \$0.07/share to \$0.19/share;
- Repurchased 5.7 million shares since 2012
- In 2016, repurchased \$30.7 million of stock (~1.3 million shares) as of June 30, 2016.
- In February, Board approved a \$25 million stock buyback authorization – expires on December 31, 2016 - ~\$15.5 million remaining

Profitability Ratios and Income Trends

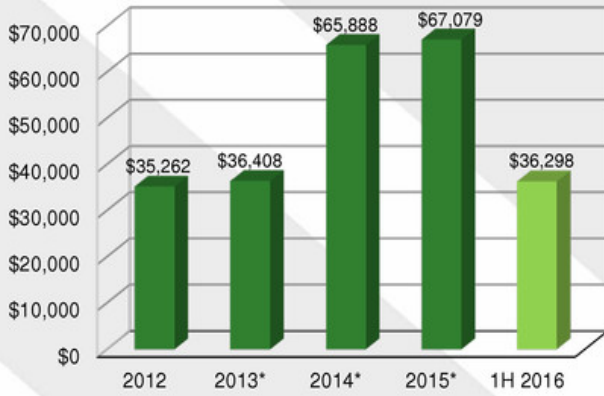
Return on Average Assets (ROA)



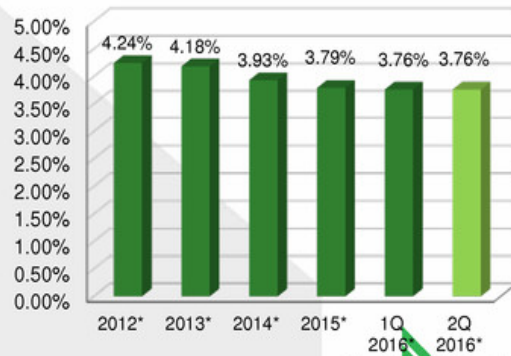
ROTCE



Net Income (\$)



Net Interest Margin



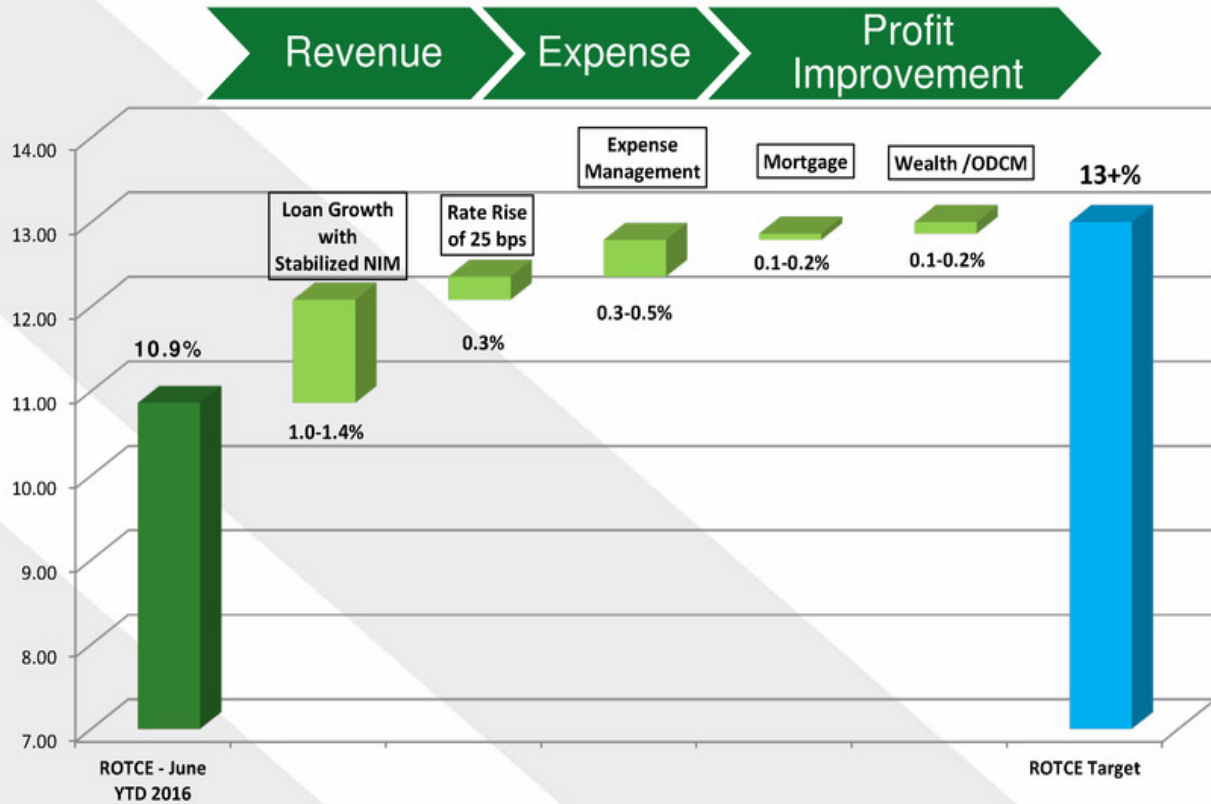
* excludes after-tax acquisition expenses and acquisition accounting impact

Top-Tier Financial Performance Focus

- Union is committed to achieving top tier financial performance and providing our shareholders with above average returns on their investment
- Key financial performance metrics benchmarked against top quartile peers
- Top Tier Financial Performance targets:

Financial Performance Metric	Union Targets
Return on Assets	1.1% - 1.3%
Return on Tangible Common Equity	13% - 15%
Efficiency Ratio	< 60%

Path to Top Tier Return on Tangible Common Equity



This path also delivers Return on Assets of above 1.1%

CEO Succession Plan

- John Asbury becomes President & CEO of Union Bank & Trust and President of Union Bankshares Corporation on October 1
 - Most recently was President and CEO of First National Bank of Santa Fe, a multi-state bank located in the Southwest
 - Prior to that, he was Senior Executive Vice President at Regions responsible for all lines serving business and commercial customers and managed a \$50 billion book of business
 - Senior Vice President at Bank of America – served in a variety of roles last position responsible for all Pacific Northwest Region business banking
- Asbury joins the board on October 1 and becomes CEO of holding company on January 2, 2017
- Billy Beale remains CEO of holding company until January, then becomes Executive Vice Chairman through March 31. Will stand for re-election to board
- Korn Ferry assisted with the search process
- Timing of succession plan positions Union for seamless leadership transition and strategic continuity

2016 Outlook

- Stable to growing economy in footprint
- High single digit loan growth
- Modest net interest margin compression for 3Q and 4Q – assumes no rate increase by Fed
- Continued asset quality improvement – reduction of OREO expenses
- Improving ROA, ROTCE and Efficiency Ratio
- Closing 5 branches in 3Q (reduction of 9 in total for year)

Value Proposition

- Statewide Virginia branch footprint is a competitive advantage and brings a unique franchise value
- Strong balance sheet and capital base
- Organic growth and acquisition opportunities
- Experienced management team
- Committed to top tier financial performance
- Shareholder Value Driven
 - Solid dividend yield and payout ratio with earnings upside

THANK YOU!

The logo for UNION, featuring the word "UNION" in a bold, black, sans-serif font. Above the letter "I" are three parallel, slanted green lines of varying lengths, creating a stylized graphic element.

